












# Accessories

## Combination options

Products and suitable profile edgings.

Profiles	Max. overall thickness of filling in mm			
	Expanded metal	Perforated sheet	Crimped mesh	Welded mesh
 LR 10 · 1.3	–	1.5	–	–
 LR 18 · 1.3	–	1.5	–	–
 LR 18 · 1.7	2.0	2.0	–	–
 LR 27 · 1.3	–	1.5	–	–
 LR 27 · 1.8	2.0	2.0	–	–
 LR 27 · 2.7	3.0	3.0	–	3.0
 LE 12x18 · 1.3	–	1.5	–	–
 LE 12x18 · 1.8	2.0	2.0	–	–
 LE 20x30 · 1.7	2.0	2.0	–	–
 LE 20x30 · 2.7	3.0	3.0	–	3.0
 LD 30x22 · 1.7	2.0	2.0	–	–